



Winterizer

Lawn Fertilizer

18-0-12



OUR PRODUCT

Fall fertilization of lawns is critical to maintaining vigorous turf. If you fertilize only once per year, the fall application will provide the greatest benefit to your lawn. This special formula provides the proper amount of Nitrogen to keep turf green and growing during the cooler fall weather. The extra Potassium in this fertilizer strengthens the turf for better winter hardiness and disease resistance.

The early fall is an ideal time to eliminate any broadleaf weeds that remain in your lawn. Use a Weed & fertilizer while the daytime temperatures are still above 70°F. Always read and follow the label instructions and cautions when using any pesticide product. Bare spots or thin areas in the lawn can be seeded in the fall, but wait at least 4 weeks after using any weed killer product.

Apply this fertilizer and water in thoroughly just before seeding or over-seeding your lawn. The last mowing of the season should be higher than normal. A longer grass blade improves resistance to weeds, disease and insects. Mowers should be set at approximately 3 to ensure your mower blade is still sharp. A dull mower blade tears the grass blade instead of cutting it. Do not mow your grass after the soil temperature has fallen to 50°F or less. The grass will have entered dormancy and should not be cut.

Guaranteed Analysis

Total Nitrogen (N)	18.00%
18.00% Urea Nitrogen	
Soluble Potash (K ₂ O)	12.00%
Iron (Fe)	1.00%
0.01% Water Soluble Iron (Fe)	
Derived From: Iron Sulfate, Muriate of Potash, Urea.	
Chlorine (Cl), not more than 6.00%	F315

APPLICATION TIMING

This product should be applied before the soil temperature falls to 50°F. Late September, October or November are appropriate, provided the soil temperature is above 50°F. Below this temperature, the grass will go into dormancy and be unable to use the nutrients in the fertilizer.

HOW TO APPLY

Apply this fertilizer at a rate of 3.6 pounds per 1000 square feet of grass. Apply on a calm day when the grass is dry, using a properly calibrated spreader, and water in after application.

For more uniform spreading and to avoid streaks, cover the area two times, applying at half the recommended rate, with the second application perpendicular to the first. Fill the spreader on a driveway or sidewalk so that any spilled material can be swept up and properly spread on the lawn. Do not hand spread.

Use this formula to calculate the amount of product you need:

Length of Property	Total Square Feet
x Width of Property	- Non-Lawn Areas
<hr/>	<hr/>
Total Square Feet	Total Square Feet
	Coverage Needed

KEEP OUT OF REACH OF CHILDREN

CAUTION: Fertilizer may cause skin or eye irritation. Flush contacted area with plenty of water, and get medical attention if irritation persists. If swallowed, call a doctor for treatment advice.

Covers Approx. 5,000 sq. ft.
Net Wt. 18 lbs. (8.20 kg)

Manufacturer warrants that this product conforms to the ingredient statement on the label, and that the product is reasonably suited for the labeled use when applied according to directions. Buyer and user assumes all risks and liability of use, storage and/or handling of this product not in accordance with the terms of this label. Manufacturer makes no other warranty, express or implied, and shall not be liable for indirect or consequential damages.

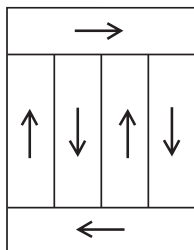
Information regarding the contents and levels of metals in this product is available on the Internet at <http://www.aapfco.org/metals.htm>

NutriLife® is a product of AMS, LLC

SPREADER SETTINGS

Spreader	Single Pass	Double Pass
Dyna Green Broadcast	13.5	10
Ames Rotary	15	12
Earthway 11008 (Fertilome) Rotary	15	12
Cyclone SB3000 Rotary	7	6
Scotts AccuGreen AG-3 Drop	8	6.5
Scotts EasyGreen EG-3 Rotary	28	26
Scotts SpeedyGreen SG-3 Rotary	7	5
Spyker 24-22 Rotary	4.1	3.6

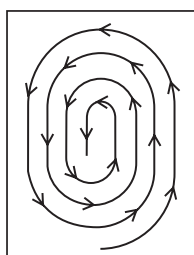
PATH A



Drop

First apply two strips at ends. Then apply product along the length of the lawn, shutting off spreader when turning.


PATH B



Rotary

Apply in a circular path, starting on the outside and working toward the center.

SWEEP



Sweep

Fertilizer may stain driveways, walks, patios, pools, etc. Sweep off thoroughly immediately after each use.

Note: Spreader settings are approximate and may vary according to the condition of your equipment. Your spreader should be calibrated before use! Shut the spreader off when turning or stopping, to avoid over-application and possible turf damage. Excessive overlap, especially with drop spreaders, will cause over-application and possible turf damage. Clean and lubricate your spreader after use.

Manufactured and Guaranteed By:

Howard Johnson's Enterprises, Inc.

9675 S. 60th St., Franklin, WI 53132